

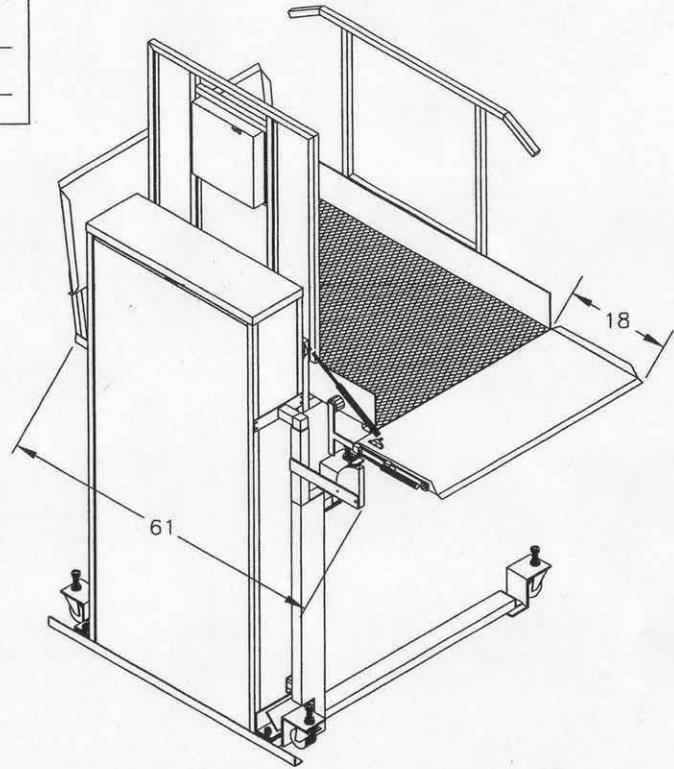
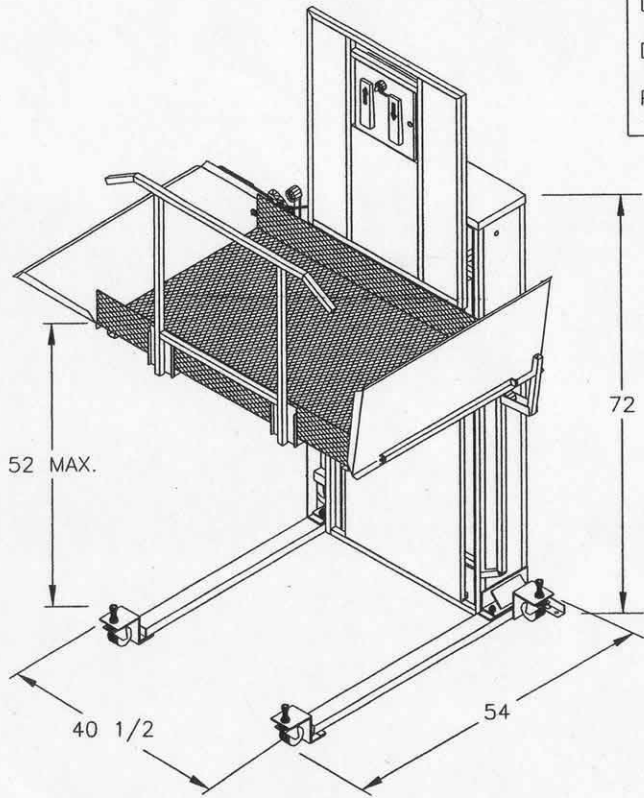
Accepted as Shown

Revise and Resubmit

Accepted as Modified

Date: _____

Per: _____



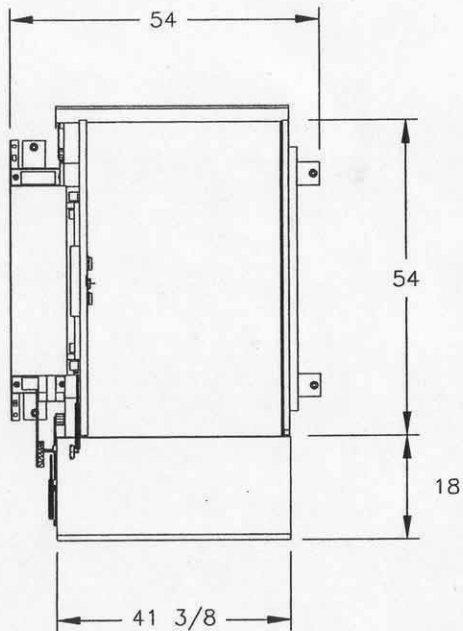
NOTES:
- Dimensions are in inches

JOB No.	TOTAL TRAVEL	52 [1321]	INCHES mm	No. OF LANDINGS	2
LOCATION					
ARCHITECT					
GENERAL CONTRACTOR					

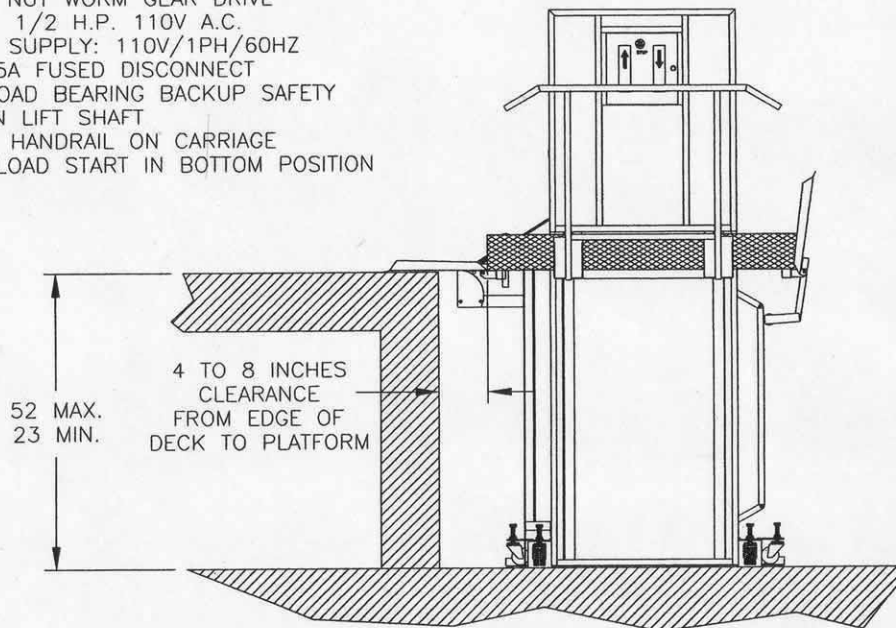
DWN. BY:				
CHECKED BY:				
SCALE:	DATE:	DRAWING No.	REV	
N.T.S.		52PORTABLE 1/2	A	

SPECIFICATIONS:

- 40" x 54" LIFT PLATFORM
- 54" x 54" FOOTPRINT
- 72" HEIGHT
- 23" - 52" LIFT RANGE
- MAXIMUM LOAD 550 lbs [250 kg].
- 8 FEET/MINUTE [2.4 METRES/MINUTE] LIFT SPEED
- SCREW NUT WORM GEAR DRIVE
- MOTOR: 1/2 H.P. 110V A.C.
- POWER SUPPLY: 110V/1PH/60HZ C/W 15A FUSED DISCONNECT
- NON-LOAD BEARING BACKUP SAFETY NUT ON LIFT SHAFT
- SAFETY HANDRAIL ON CARRIAGE
- ZERO-LOAD START IN BOTTOM POSITION



PLAN VIEW SECTION



SECTION A-A

JOB No.	TOTAL TRAVEL	52 [1321]	INCHES mm	No. OF LANDINGS	2					
LOCATION						DWN. BY:				
ARCHITECT						CHECKED BY:				
GENERAL CONTRACTOR						SCALE:	DATE:	DRAWING No.	REV	
						N.T.S.		52PORTABLE	2/2	A